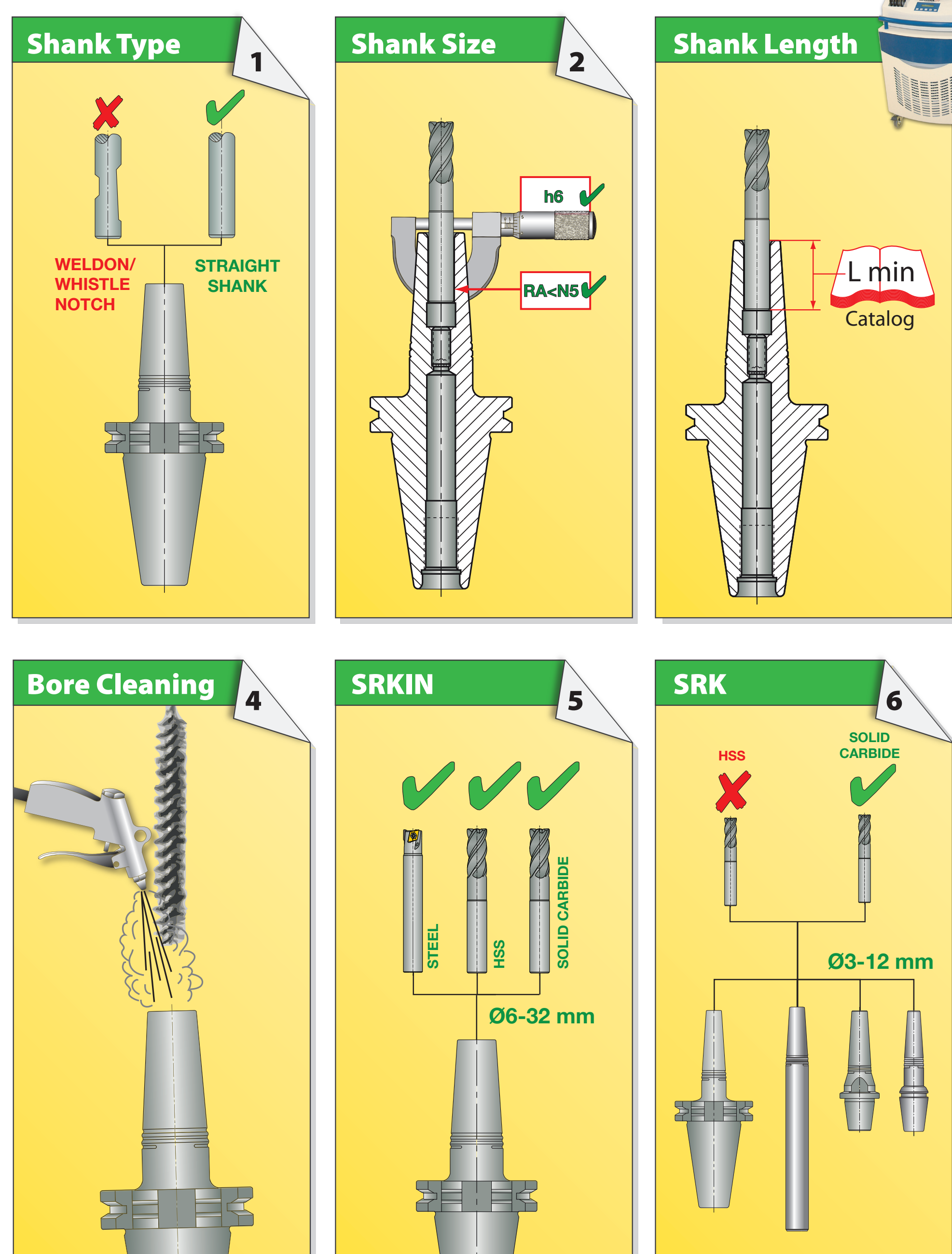


# SHRINKIN<sup>®</sup> INDUCTION UNIT INSTRUCTIONS



## Integral, Thermal Chucks with Standard Taper Adaptation

### Integral SHRINKIN Toolholders With Various Shanks.

The integral SRKIN SHRINKIN toolholder line was designed for milling applications requiring higher rigidity - the generation of integral SRKIN toolholders. These toolholders actually integrate the SHRINKIN ER SRK... collets with standard taper shanks to form a single, solid piece toolholder. These integral units may be used for solid carbide, steel and HSS shanks.

Max Runout  
T.I.R. 3 µm

Slim Design  
4.5°

Powerful Clamping Force

Balancing Screw

Rigidity & Stiffness by Taper + Face Contact

High Power HSK Clamping

Short Insertion Clearance

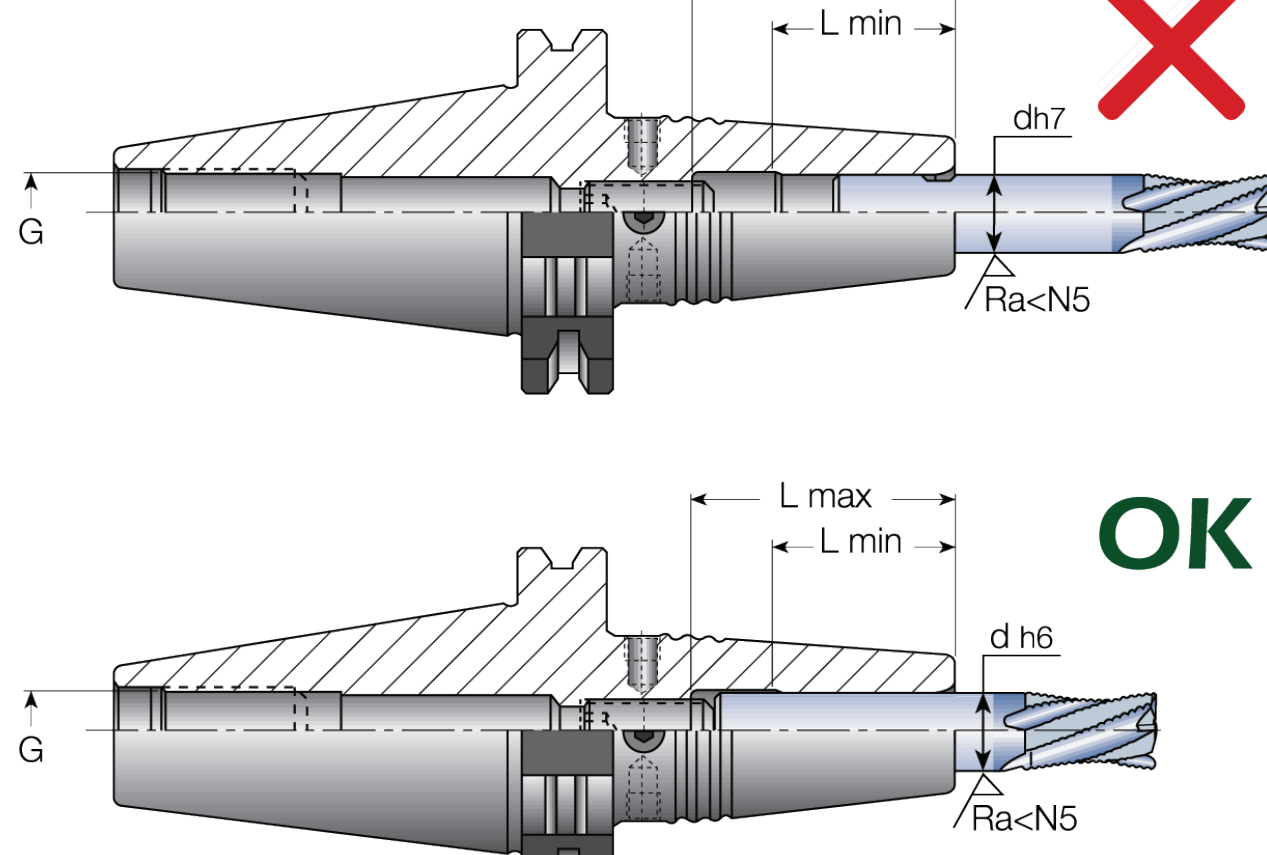
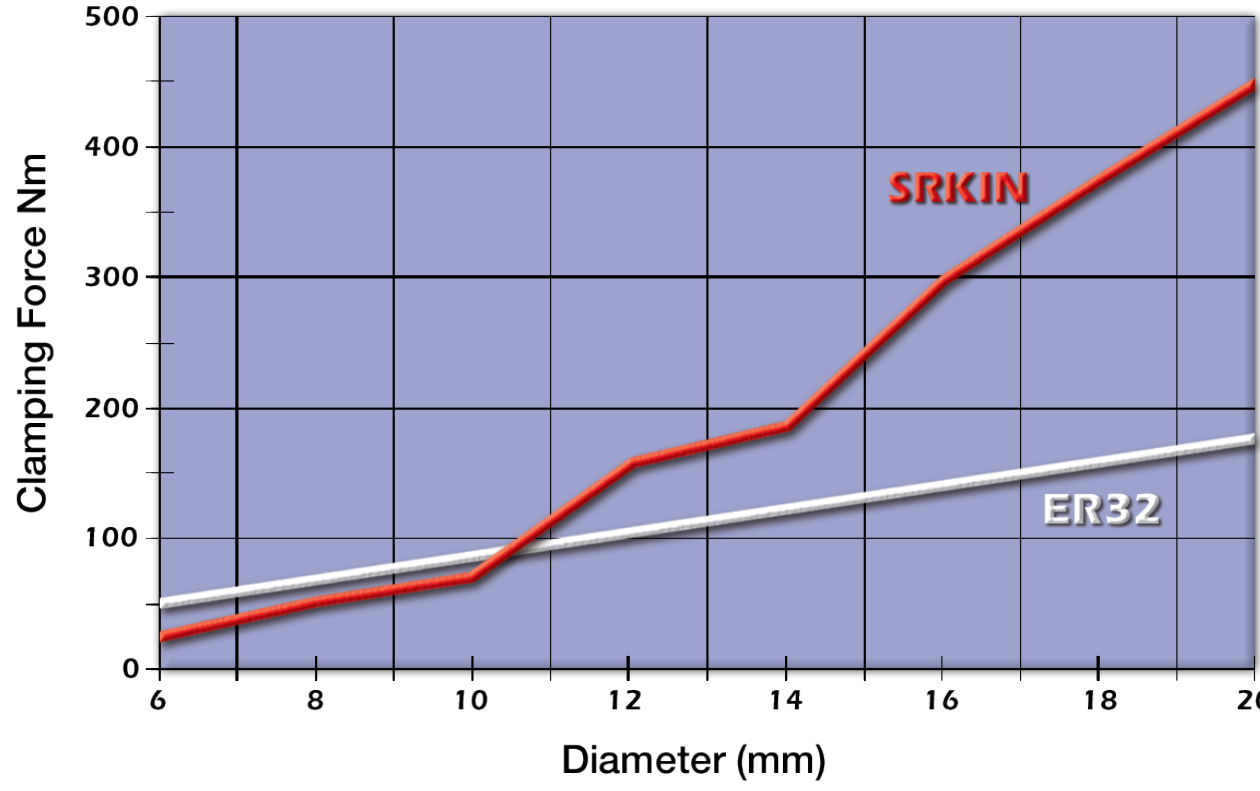
Long Clamping Area

Balancing Screws

Symmetrical Design

Made from Durable H13 Steel

### SRKIN Clamping Force vs. ER SPR32 Collets

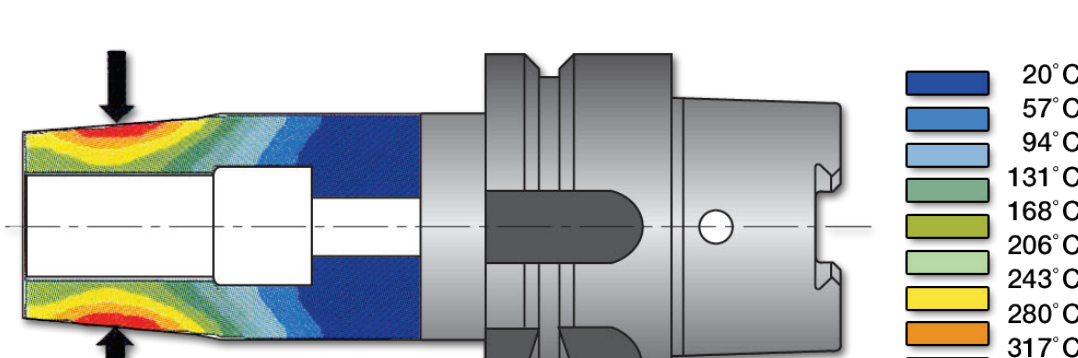


1. Do not use Weldon type shanks.
2. Insert shank at least Lmin into the chuck.
3. In order to maintain a firm grip, shank's surface finish should have a roughness of at least N5.

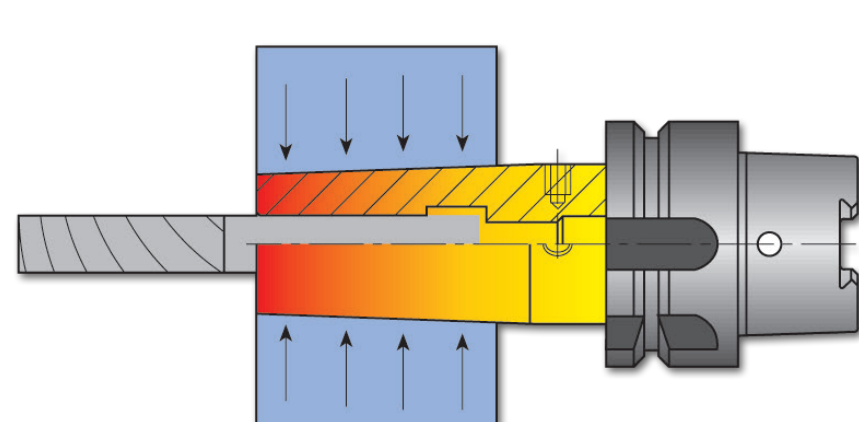
### Important Note

The new tools should be used with an induction shrinking system.

Temperature gradient during quick induction shrinking operation (5 sec.)



Quick water cooling system (30 sec.)



### Features

- High accuracy runout OD-ID 3 µm
- Powerful clamping with high friction force
- High stiffness due to one solid piece
- Slim design, balanced design for high speed G2.5, 25,000 RPM. (An optional balancing correction may be accomplished by 4 threaded holes in the nose circumference)
- Prolonged tool life due to its low heating temperature and better rigidity, accuracy and stiffness
- Slim design with a 4.5° clamping chuck angle, according to DIN69882-8 standard
- Preset screws in all sizes to adjust the required length for fixed position 10 mm range
- Special high alloy H13 steel with high thermal shock resistance over 500° C
- Toolholder life exceeds 5000 mounting cycles

The INTEGRAL SRKIN holders are designed for tools in the diameter range of 6-32 mm for heavy milling operations. The ER... SRK are intended for high speed machining using tools in the 3-12 mm diameter range on a standard collet chuck or milling heads on turning centers. They are available with 3 different projection lengths: 35, 60 and 85 mm.


### Adaptation Type

### SHRINKIN Collets

### Heating Unit

Induction


**FLEXFIT**



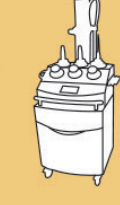
SRK



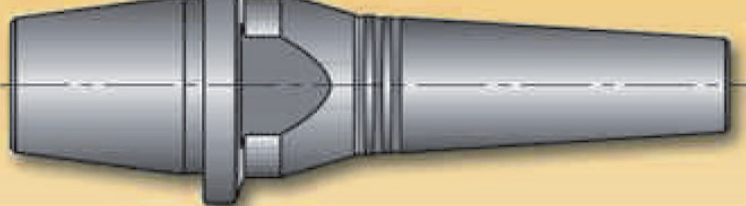
ER COLLET



SRK



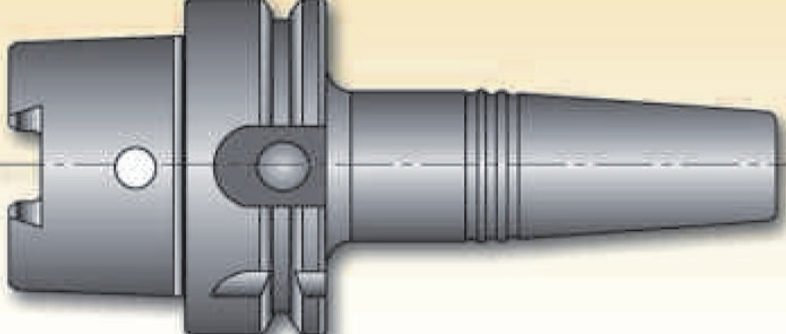
**CLICKIN**



SRF



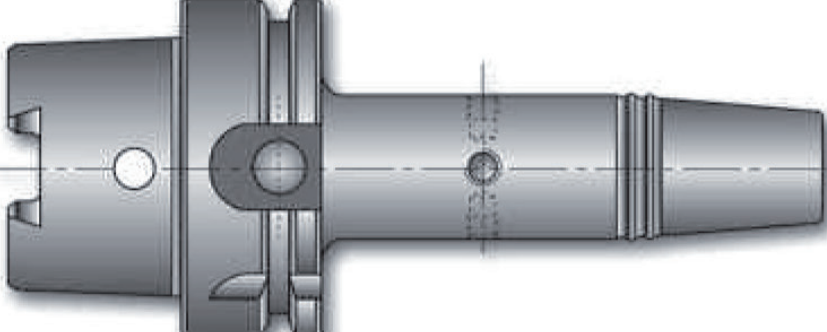
DIN 69871 40  
HSK E32.40.50.63  
HSK A63, BT40



SRK




DIN 69871 40.50  
HSK A63.100  
BT40.50  
CAMFIX C5.C6



SRKIN



ST...SRK



SRK

